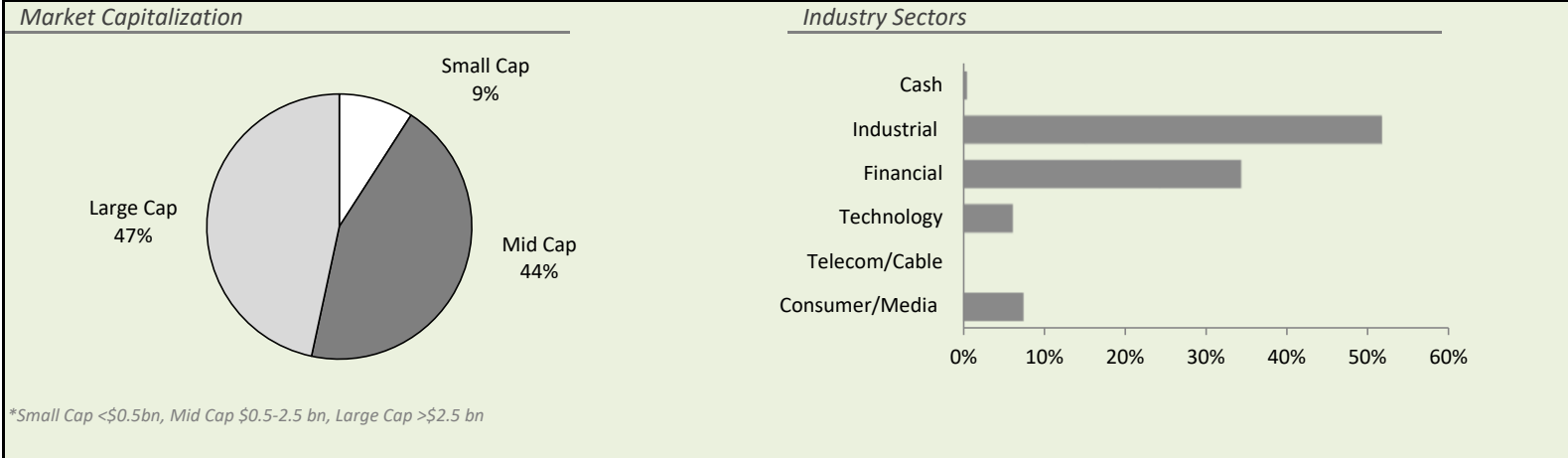


# Long-Only Trust

## Fund Description

The Agilith Long Only Trust offers Canadian investors a diversification tool to the resource-heavy TSX. Portfolio holdings are based on a model portfolio comprised of the long investments held in the Agilith North American Diversified Fund. At its core, the portfolio takes on high conviction positions, favouring stock picking over indexing with the belief that superior returns are a direct product of superior business models. The investment strategy is also designed for the timely capture of market inefficiencies and extremes in investor sentiment. The Trust is an eligible investment for Canadian registered accounts such as RRSPs, RRIFFs, RESPs and TFSAs. The Trust benefits from more than 60 years of combined investment experience of its managers, Patrick Horan and Andrea Horan.

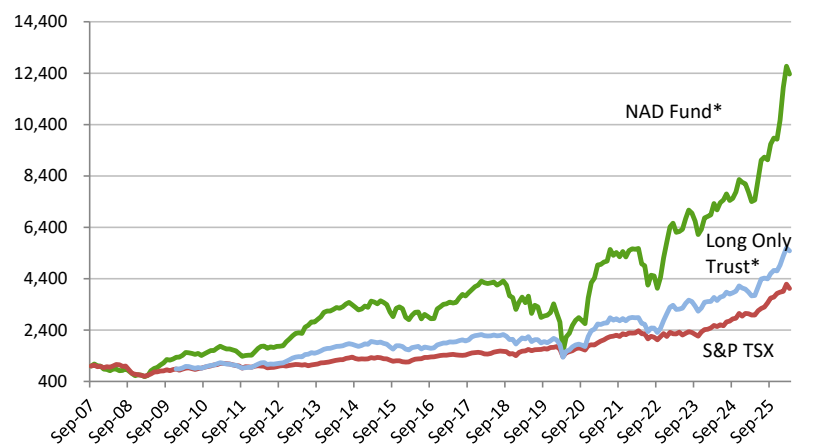
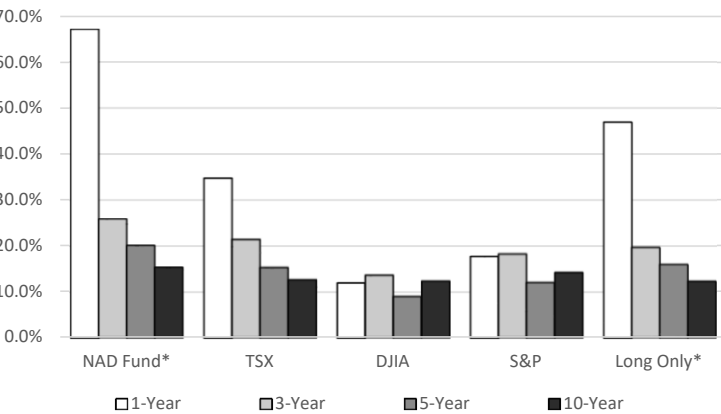
## Portfolio Weightings



## Risk Management

Standard Deviation (3-year)	12.9%	Number of Positions	21
TSX Standard Deviation (3-year)	11.4%	Largest Position Weight	9.9%

## Performance



\* performance for Long Only Fund prior to April 2014 reflects model portfolio run in managed accounts since January 2010  
 March 2026 unaudited

## Investment Snapshot

Inception Date:	Apr-14	Management Fee:	2%
Strategy:	North American equities	Performance Fee:	10%, once hurdle return is met
Eligibility:	Canadian citizen	Hurdle return	6% per annum, net of applicable fees
Minimum Investment:	\$150,000	Redemption Fee:	Up to 2% in 1st year
Purchase Frequency:	Monthly	Liquidity	30 days written notice
Reporting Frequency	Monthly	Custodian	NBIN
Minimum Lock up Period	None	Auditor	Goodman & Associates

Monthly Returns\*

Year	Jan	Feb	Mar	Apr	May	Jun	Jul	Aug	Sep	Oct	Nov	Dec	YTD
2010	-0.2%	4.1%	6.9%	-0.8%	-3.3%	-3.4%	3.1%	-3.3%	5.2%	3.4%	3.0%	1.4%	16.6%
2011	5.7%	4.4%	-2.8%	-2.3%	-0.2%	-3.2%	-1.6%	-5.5%	-5.2%	1.6%	1.5%	0.0%	-8.1%
2012	6.6%	5.9%	4.9%	0.6%	-6.2%	1.8%	-0.5%	1.5%	1.4%	1.3%	5.1%	5.3%	30.6%
2013	5.2%	3.1%	1.1%	-0.2%	6.4%	1.0%	4.1%	-1.7%	2.5%	3.8%	4.0%	1.6%	35.2%
2014	0.4%	2.1%	2.5%	0.2%	1.0%	2.8%	1.8%	-1.4%	-2.4%	-2.0%	2.0%	3.7%	10.9%
2015	-1.0%	6.0%	-1.2%	-1.5%	1.5%	-2.7%	-1.5%	-5.8%	-5.0%	7.9%	0.2%	-1.7%	-5.5%
2016	-6.0%	-1.8%	5.6%	1.4%	1.4%	-5.5%	4.3%	-1.5%	-1.2%	1.1%	6.3%	2.2%	5.5%
2017	2.0%	0.0%	2.1%	-0.1%	0.7%	2.2%	1.5%	-2.2%	2.2%	5.6%	2.1%	0.8%	18.2%
2018	1.1%	-2.1%	-0.6%	0.4%	1.5%	-1.5%	0.6%	1.8%	-3.0%	-5.5%	0.2%	-8.9%	-15.5%
2019	7.0%	5.3%	-1.9%	4.2%	-8.7%	3.9%	-0.1%	-6.0%	2.5%	-2.0%	3.7%	4.4%	11.5%
2020	-2.8%	-8.4%	-27.3%	17.7%	3.1%	7.6%	4.4%	1.7%	-2.3%	-2.9%	21.9%	10.4%	14.5%
2021	2.6%	8.3%	-0.7%	1.8%	0.4%	7.5%	-3.2%	2.0%	-2.8%	3.1%	-3.1%	3.8%	20.6%
2022	1.0%	-0.4%	0.3%	-7.9%	-1.4%	-11.0%	6.3%	-0.2%	-6.9%	7.4%	11.9%	9.7%	6.0%
2023	8.3%	2.2%	-4.8%	0.4%	1.3%	5.8%	3.6%	-1.7%	-4.9%	-5.9%	3.9%	6.8%	14.6%
2024	0.8%	0.2%	4.4%	-3.2%	3.7%	1.0%	4.2%	-1.9%	1.4%	1.7%	5.2%	-2.0%	16.0%
2025	-1.0%	-3.0%	-3.7%	0.4%	9.0%	7.4%	1.0%	-0.7%	4.7%	2.7%	-0.5%	4.8%	22.1%
2026*	7.2%	6.0%	-2.1%										11.3%
*Performance prior to 04/14 based on performance of model portfolio in separately managed accounts. March 2026 unaudited												Rtn since inception	515.5%

Portfolio Manager Bios

Patrick Horan



Patrick Horan began in the investment business in 1989. Prior to founding Agilith, he spent a decade managing both mutual fund and pension fund investments with a core focus on TMT, financial and industrial sectors. Most recently, as Senior Portfolio Manager with co-managerial responsible for a billion dollar large cap equity fund, he consistently generated top performance at Legg Mason Canada. Prior to this, Mr. Horan worked at Goldman & Company assisting in the management of the flagship Dynamic Power Canadian Fund as well as direct management responsibilities for the Dynamic Power International Fund and Dynamic Power EAFE Fund, both of which achieved top decile performance under his leadership. He received his MBA from University of Toronto in 1994 and his CFA designation in 1995.

Andrea Horan



Prior to helping found Agilith Capital, Andrea Horan was a founding partner at Genuity Capital Markets where, as a member of the Partners Committee and Director of Research, she built and managed a department of 15 analysts. She began as an equity analyst for Canadian investment dealers in 1994 providing coverage of companies in the media and communications sector and quickly received top honours with both Brendon Woods and Greenwich institutional investor surveys during her seven year tenure as media analyst at RBC Capital Markets. Ms. Horan went on to become a founding partner at Westwind Partners. She has been engaged to speak at a number of industry events, contributed to investment publications on the subject of media investments and provided expert advice to the CRTC and the Canadian Federal Government. She received her MBA from University of Toronto in 1994 and her CFA designation in 1996.

Important Links

Archived Quarterly Newsletters

- Q4/25 Quarterly Newsletter <http://agilith.com/#Funds/NADF/Quarterly>
- Q3/25 Quarterly Newsletter <http://agilith.com/#Funds/NADF/Quarterly Archive>
- Q2/25 Quarterly Newsletter <http://agilith.com/#Funds/NADF/Quarterly Archive>
- Q1/25 Quarterly Newsletter <http://agilith.com/#Funds/NADF/Quarterly Archive>

Although care is taken in arriving at estimates, estimates may vary from the final number posted for a month/year. Investors should not rely on estimates for investing decisions. The above is provided for informational purposes only and is qualified in its entirety by way of the relevant management agreement. It is further advised that any prospective investor consult with a professional financial advisor before investing. There can be no assurance that an individual's investment objectives will be met. The returns presented in this information sheet are net of management fees and performance fees but do not include other fees that may apply such as early redemption fees. Past performance can not predict future results and the portfolio's net asset value per unit will fluctuate. Benchmark information is a useful way for you to assess the performance of your portfolio relative to the performance of the overall market. Composition of benchmarks presented may differ from those of Agilith funds. Keep in mind that benchmarks do not factor in the costs of investing (such as transaction charges and operating charges) and therefore these costs are not reflected in the benchmark's performance. There are differences which include security holdings, geographic and sector allocation which impact comparability. As a result, the Fund may experience periods when its performance differs materially from the index.